

If you are new to the Driveri solution or just need help logging in to the Driveri Portal, please use the instructions below.



Note. Credentials to access the Driveri Portal are separate from GPS Fleet Tracking Portal credentials.

Accessing the Driveri Portal

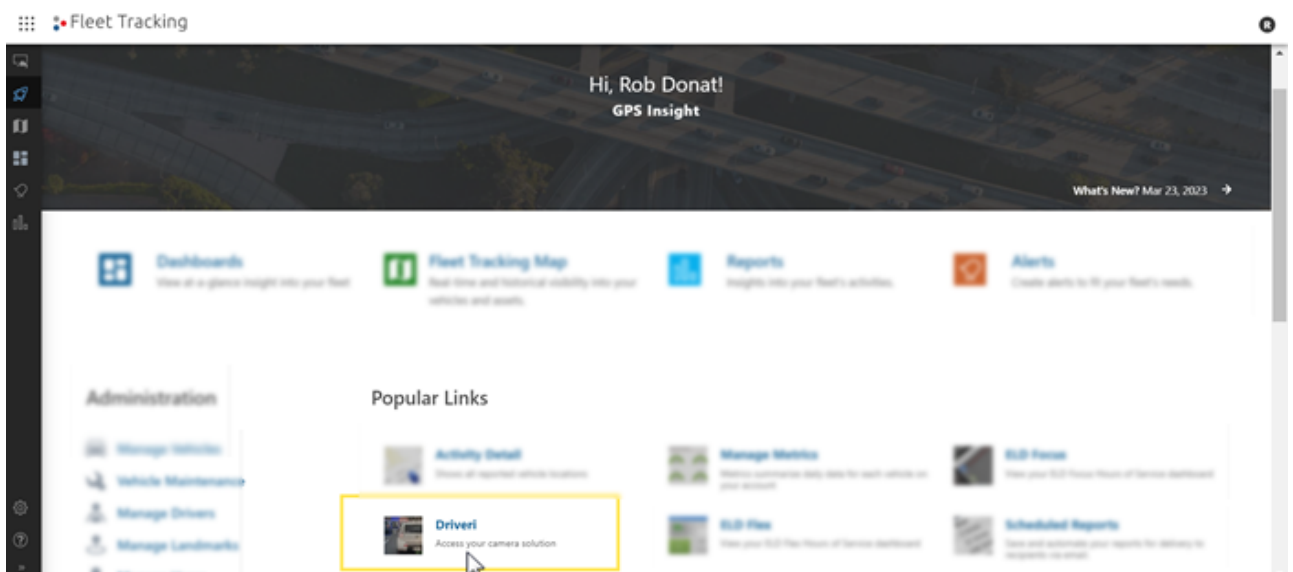
You can access the Driveri Portal from the GPS Fleet Tracking Portal Explore Page, GPS Fleet Tracking Classic Portal, or by navigating to the Driveri Portal Login Page directly at <https://driveri.gpsinsight.com/console/#/login>.

Access via GPS Fleet Tracking Portal Explore Page

You can access the Driveri Portal login page from the Explore page of the GPS Fleet Tracking Portal.


► How to access the Driveri Portal via Explore Page:

1. From the GPS Fleet Tracking Portal Explore Page, click the **Driveri** tile under the Popular Links section.



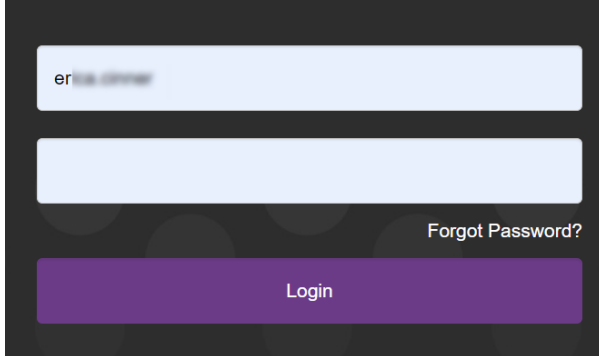
The Driveri Portal Login page opens in a separate browser tab.

2. Enter your username and click **Next**.



The text field to enter your password appears.

3. Enter your password, then click **Login**.



Note. If you have forgotten your password, click **Forgot Password?** under the password text field and follow the prompts to reset your Driveri Portal password.

Access via Classic Portal (Enterprise Only)

You can access the Driveri Portal login page from the GPS Fleet Tracking Classic Portal.

► How to access the Driveri Portal via Classic Portal:

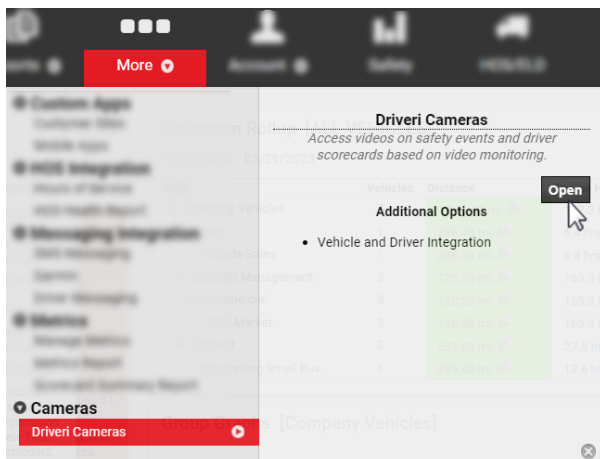
1. From the GPS Fleet Tracking Classic Portal, click **More** from the top-navigation.

The drop-down menu appears.

2. Under Cameras, click Driveri Cameras.

The Driveri Cameras sub-menu appears.

3. Click **Open**.




The Driveri Portal Login page opens in a separate browser tab.

4. Enter your username and click **Next**.

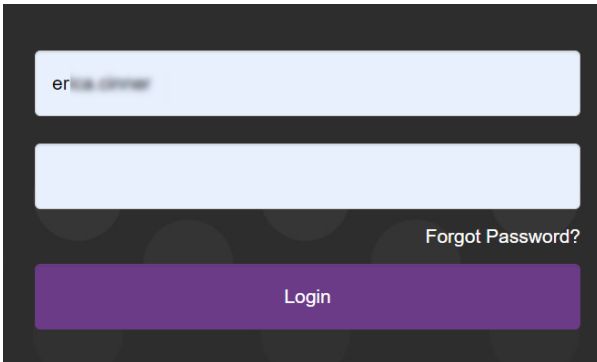
Logging in to the Driveri Portal

Link: <https://help.responsiblefleet.com/docs/logging-in-to-the-driveri-portal/> Last Updated: March 29th, 2023



The text field to enter your password appears.

5. Enter your password, then click **Login**.



Note. If you have forgotten your password, click **Forgot Password?** under the password text field and follow the prompts to reset your Driveri Portal password.